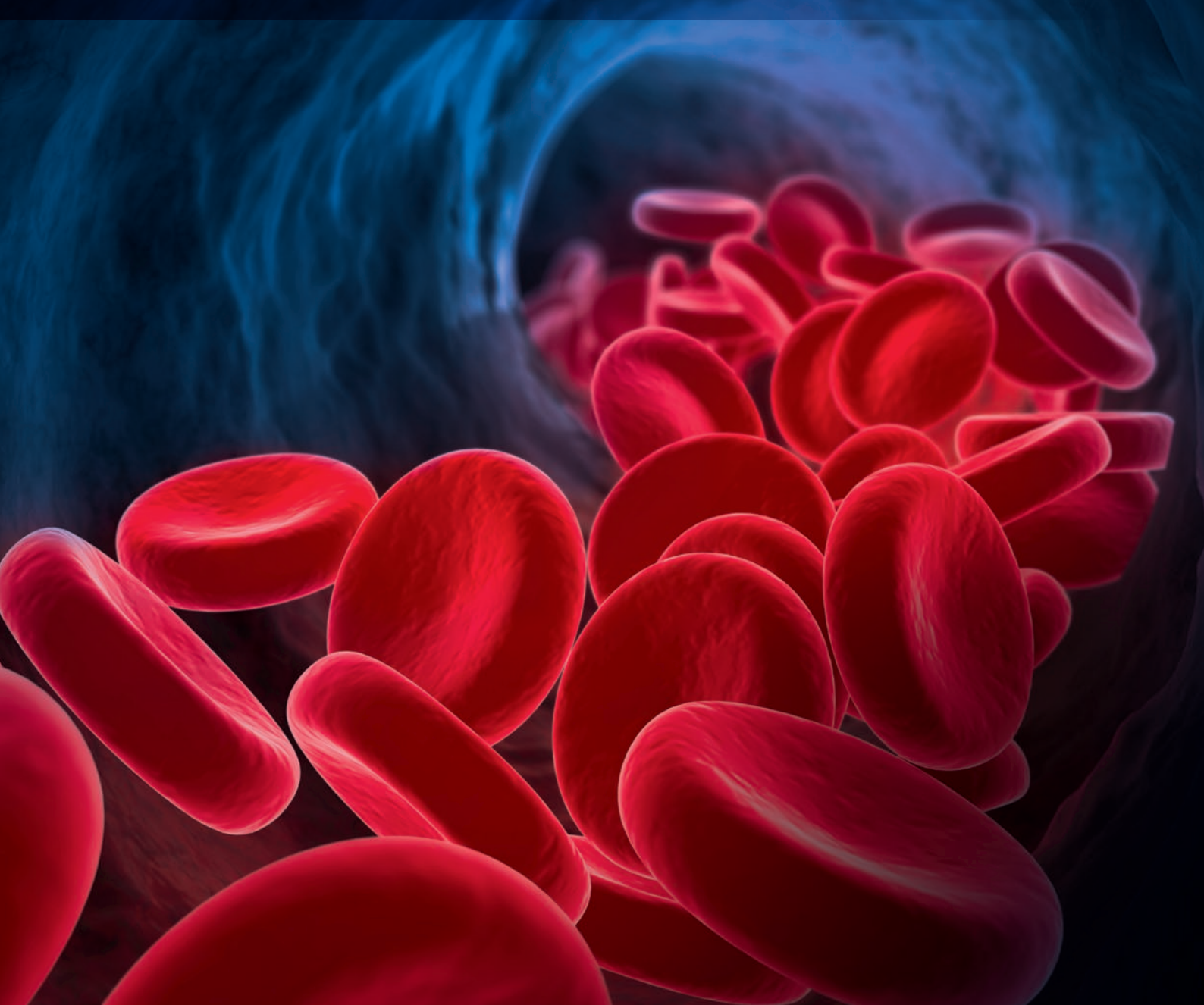


Next Generation Absorbable Hemostats



GELITA-SPON®

GELITA TUFT-IT®

GELITA-CEL®

GELITA®
MEDICAL

Complete Care! Completely Safe!

Absorbable Gelatin Hemostats

GELITA-SPON® STANDARD



GELITA-SPON® POWDER



GELITA-SPON® RAPID³



GELITA TUFT-IT®



Shape



Product Definition

Absorbable Gelatin Sponge Hemostat, USP

Absorbable Gelatin Powder Hemostat, USP

Dry Use Absorbable Gelatin Sponge Hemostat, USP

Absorbable Non-Woven Gelatin Hemostat

Benefits

- **Two different densities** – different biodegradation time
- **Adaptability** – adapts well to the bleeding site
- **Keeps its consistency** even when saturated
- Can be easily cut into pieces

- **Flexibility** – different consistencies and grades of viscosity can be achieved by varying the “powder/fluid ratio”
- **Does not cause bone dehiscence** like conventional bone waxes
- **Ideal for use on irregular structures** such as bone and for filling any hard to reach areas like cavities or fissures
- **Suitable for neuro surgery**

- **Ready to use dry** – no wetting!
- **Achieves rapid hemostasis**
- **Absorbs blood instantly**, up to three times faster than other conventional hemostatic products
- **Easy (re)positioning**
- **Particularly suitable for minimally invasive (endoscopic) procedures**

- **Multi-layered** – can be tufted and peeled off in layers and applied gradually to achieve optimal results with minimal use of product
- **Ideal for quick control of bleeding** in irregularly shaped structures and areas difficult to access
- No significant swelling
- High blood and fluid absorption
- Adheres perfectly to bleeding site, but also easy to reposition

Application

- Use **wet** for best performance

- Use **dry** in powder form, or **mix with saline solution** into a paste

- Use **dry** for best performance

- Ready to use **dry**

Characteristics

- Made from 100 % pharmaceutical gelatin
- Natural & safe
- pH-neutral character – can be combined with drugs
- Stops bleeding effectively
- Easy handling
- High patient comfort – can be left in situ
- Sterilized by means of gamma irradiation

Indication

- To stop capillary, venous and arteriolar bleeding in general surgery

Biodegradation

- Fast and complete resorption
- No risk of encapsulation
- Totally biodegraded by the body in less than 4 weeks

Absorbable Oxidized Cellulose Hemostats

GELITA-CEL® STANDARD



GELITA-CEL® FIBRILLAR



GELITA-CEL® X-SORB



GELITA-CEL® CA POWDER



Shape



Product Definition

Absorbable Oxidized Cellulose Gauze Hemostat

Non-Woven Absorbable Oxidized Cellulose Hemostat

Absorbable Oxidized Cellulose Gauze Hemostat, Heavy Duty

Sprayable Absorbable Oxidized Cellulose Powder Hemostat

Benefits

- Variable sizes
- Convenient delivery via trocar in laparoscopic procedures – no memory effect
- Not lubricious after contact with fluid
- Can be sutured

- Variable sizes
- Non-woven material can be tufted and peeled off in layers and applied gradually
- High flexibility – ideal for irregularly shaped bleeding sites

- Variable sizes
- Ideal for heavier bleeding – greater capacity, higher density and larger contact area
- Keeps its flexibility without memory effect
- Not lubricious after contact with fluid
- Can be sutured

- Easy and safe to dose
- No-Touch-Technique avoids manipulation of sensitive tissue
- Required amount of powder sticks to bleeding surface
- Excess can be rinsed off easily
- No mixing, no additional components, no assembly required

- Antibacterial properties – help to minimize the risk of infection

Application

- Ready to use dry

- Ready to spray on surface

Characteristics

- Made from 100 % oxidized cellulose
- Natural & safe
- Stop bleeding effectively
- Easy handling – do not stick to gloves or instruments
- High patient comfort – can remain in the body
- Sterilized by means of gamma irradiation

Indication

- To stop capillary, venous and arteriolar bleeding in general surgery


Biodegradation

- Fast and complete resorption
- Minimizes the risk of encapsulation
- Totally biodegraded by the body in less than 4 weeks

GELITA-SPON®





Type	Size	Pieces	Art. Code	Description
GELITA-SPON® STANDARD				
Block 	80 x 50 x 10 mm	10	GS-010 SP	Standard 10
	80 x 50 x 10 mm	10	GS-010 DP	Standard 10
	80 x 50 x 10 mm	10	GS-015	Standard ENT
	80 x 40 x 10 mm	10	GS-030	Streifen 10
	60 x 20 x 7 mm	10	GS-060	Size 12-7
	125 x 80 x 10 mm	10	GS-610	Size 100
Sheet 	80 x 50 x 1 mm	20	GS-110	Special 20
	200 x 70 x 0,5 mm	20	GS-950	Film
Cube 	10 x 10 x 10 mm	50	GS-310	Cube 50
	10 x 10 x 10 mm	50	GS-325	ENT 50
Micro Dots 	3 x 2 x 2 mm	200	GS-003	Micro Dots 200
	4 x 4 x 4 mm	100	GS-004	Micro Dots 100
Tube 	80 x diam. 30 mm	5	GS-210	Tampon 5
GELITA-SPON® POWDER				
Powder 	1 gram	4	GS-265	Geli Putty
GELITA-SPON® RAPID³				
Block 	125 x 80 x 4 mm	10	GR-610	Rapid 100
	80 x 50 x 4 mm	10	GR-010	Rapid 50
	80 x 25 x 4 mm	10	GR-005	Rapid 25
	80 x 15 x 7 mm	10	GR-007	ENT HD
Cube 	10 x 10 x 4 mm	50	GR-310	Rapid Cube

GELITA TUFT-IT®

Type	Size	Pieces	Art. Code	Description
GELITA® TUFT-IT				
Fibrillar 	50 x 75 mm	10	GF-7365	

INNOVATION BY
GELITA MEDICAL

GELITA-CEL®

Type	Size	Pieces	Art. Code	Description
GELITA-CEL® STANDARD				
Gauze 	50 x 12,5 mm	15	GC-501	Gauze
	50 x 70 mm	15	GC-507	Gauze
	70 x 100 mm	15	GC-510	Gauze
	50 x 350 mm	10	GC-535	Gauze
	100 x 200 mm	10	GC-540	Gauze
GELITA-CEL® CA POWDER				
Powder 	2 gram	5	GA-260	CA powder
GELITA-CEL® X-SORB				
Gauze HD 	25 x 25 mm	15	GX-603	Gauze HD
	50 x 75 mm	10	GX-608	Gauze HD
	25 x 90 mm	15	GX-609	Gauze HD
	70 x 100 mm	10	GX-610	Gauze HD
	140 x 200 mm	10	GX-620	Gauze HD
GELITA-CEL® FIBRILLAR				
Fibrillar 	25 x 50 mm	10	GF-705	Non-Woven
	50 x 75 mm	10	GF-708	Non-Woven
	50 x 100 mm	10	GF-710	Non-Woven
	100 x 100 mm	10	GF-711	Non-Woven

Your local distributor:

GELITA®
MEDICAL

Complete Care! Completely Safe!

GELITA MEDICAL GmbH
Uferstraße 7, 69412 Eberbach, Germany
Fax +49 (0) 6271 84-2700
service@gelitamedical.com
www.gelitamedical.com

OB 10169.06
Revision: June 2016